

CALLAO



Lambris pin maritime.
Profil contemporain. Lame large, lavable et réparable. Languette décalée.
Finition Hydrocire



Nuancier



Hermine



Opaline



Mastic



Safran



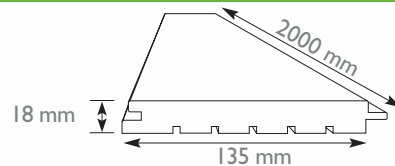
Tilleul




Oslo

Dimensions
en mm

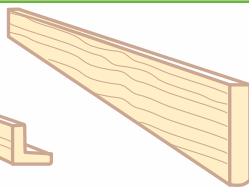
Épaisseur	Longueur	Largeur
18	2000	135



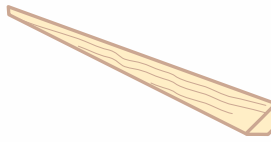
Accessoires
brut de sciage



Angle sortant
2400x27x27



Plinthe avivée
2000x70x10



Angle rentrant
2400x30x10



Pots de
teintes
assorties

Verniland CALLAO